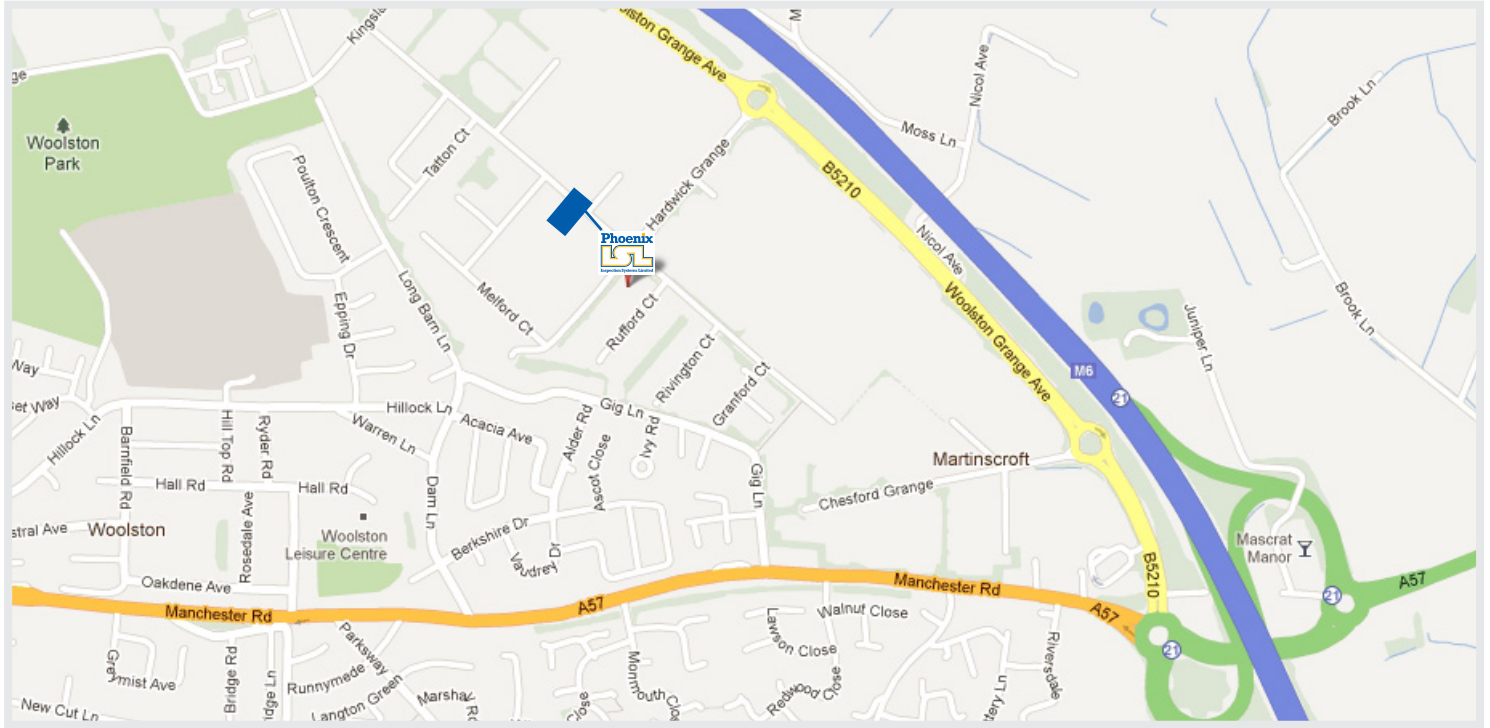



## How to find us




## Directions:

- From M6 junction 21 (A57 Warrington) take B5210, Woolston Grange Avenue, towards Birchwood/ Leigh, A574.
- At the second roundabout on Woolston Grange Avenue turn left towards Hardwick Grange
- At the first cross roads turn right
- Dalton House is the second entrance on the left



 Phoenix Inspection Systems Ltd  
Dalton House  
40 Hardwick Grange  
Woolston  
Warrington  
WA1 4RF

 +44 (0) 1925 826000